



**MD 530F**  
MILITARY

**MD**  
HELICOPTERS™



**MD HELICOPTERS OFFERS THE BEST-QUALITY,  
BEST-VALUE HELICOPTERS IN THE WORLD.**

MD Helicopters continuously builds upon our long-standing tradition of excellence within the aerospace industry. Our high-performance helicopters have long been the products of choice for discriminating operators. With thousands of aircraft currently in service around the world, MD Helicopters are known for their safety, versatility, responsiveness, speed, and reliability, as well as their ability to fly "hot and high."

**As we usher in a new era of MD, we remain ready to deliver aircraft unmatched in their elegance, performance, and reliability.**



# MD 530F

ARMED & READY



## MILITARY

**MD Helicopters takes pride in providing frontline support through our purpose-built, scout attack airframes.** As global threats continue to increase, so does the requirement for fast, agile, and affordable helicopters. Built on sound and strategic supplier relationships and focused management practices, MD consistently delivers aircraft that support a full range of mission profiles.

# THE MD 530F IS ENGINEERED TO EXCEED



## FULLY INTEGRATED AVIONICS

The MD 530F aircraft is outfitted with MDHI's advanced glass cockpit design, which supports maximum visibility for the pilot and co-pilot. Using the latest display technology, the pilot maintains the ability to manage navigation, communication, and aircraft systems. The configuration is certified for day/night operations, and a night vision compatible cockpit is an available option. The design update modernizes the cockpit, and provides added redundancy and enhanced safety features, effectively reducing pilot workload. The cockpit is available in a left-hand or right-hand command configuration depending on specific customer mission requirements.

Glass Cockpit with Howell Instruments Engine Instruments Display & Garmin G500TXi MFD/PFD  
Standard Configuration shown

## KEY FEATURES AND BENEFITS

The MD 530F helicopter is a five-blade, single engine, four-passenger, single pilot capable, multi-purpose aircraft specifically designed to deliver increased operational capabilities, greater mission versatility, and superior performance.

- Rolls-Royce 250-C30 650 shp Turbine Engine
- 375 shp Drive System
- Static Mast Rotor Support
- Five-Blade Fully Articulated Main Rotor
- Crashworthy A-Frame Truss w/ Integral Crew Seats
- Five-Place Seating Capacity
- Flat Cargo Floor
- Outstanding Outward Visibility
- Simple Mechanical Controls
- Garmin Avionics Flight Deck

## OPTIONAL EQUIPMENT

Contact a MHD Sales Representative for recommendations tailored to your specific mission profile.

### Airframe

- Comfort Windows
- Paravion Cabin Door Openers
- Engine Bay Quick Release Hinges
- Side External Equipment Mount
- Exterior Crew Handles
- LED Landing Light (flashing and/or steady)
- Auxiliary Fuel Tanks
- High-visibility Main Rotor Blades
- Military Cyclic Grip
- Nose External Equipment Mount
- Shwayder Surfacite Full-Length Skid Shoes
- Wire Strike Protection Kit

### Mission Equipment

- Emergency Water Floats
- Various Hook Options
- "Float Lamp" Landing Lights
- External Personnel Bench
- Side Pull Hook
- Skid Mirror

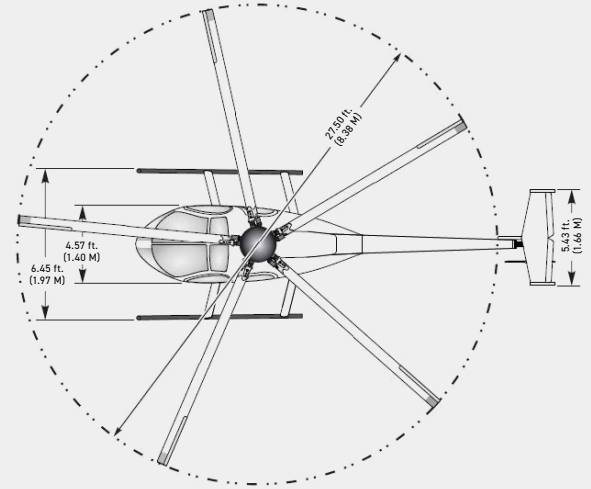
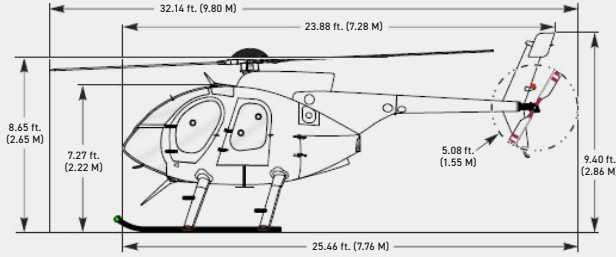
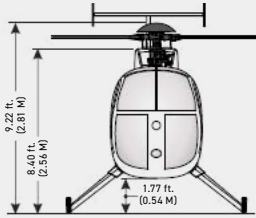
### Electronics / Avionics

- External Public Address and Siren Systems
- Various Audio Panels
- Nose or Side Mounted Camera Systems
- Searchlight Functionality
- NVG-Capable Options
- Approved Displays
- Options for Glass-Panel Upgrades

### Interior

- Various Mesh and Leather Fabric Upgrades
- Right-Hand Controls
- 28-Volt Receptacle
- Pilot/Co-Pilot Gooseneck Lights
- LED Lighting
- USB Charging Ports
- Movable Monitor Mount

## MD 530F DIMENSIONS



<b>Ground to Rotor Height</b>	8.65 ft. (2.64 m)	<b>Fuselage Width</b>	4.57 ft. (1.40 m)
<b>Ground to Fuselage Bottom Height</b>	1.77 ft. (0.54 m)	<b>Fuselage Length</b>	23.88 ft. (7.28 m)
<b>Main Rotor Diameter</b>	27.50 ft. (8.38 m)	<b>Horizontal Stabilizer Width</b>	5.43 ft. (1.66 m)
<b>Tail Rotor Diameter</b>	5.08 ft. (1.55 m)	<b>Landing Skid Width</b>	6.45 ft. (1.97 m)

## MD 530F PERFORMANCE SPECIFICATIONS

<b>Maximum Cruise Speed</b>	<b>Sea Level</b>	113 kt. (130 mph)	209 km./hr.
<b>Maximum Range</b>	<b>1,524 m. (5,000 ft.)</b>	194 NM (223 mi.)	359 km.
<b>Maximum Rate of Climb</b>	<b>Sea Level, Standard Day</b>	1,031 ft./min.	5.2 m./sec.
<b>Maximum Operating Altitude</b>	<b>Density Altitude</b>	16,000 ft.	4,877 m.
<b>Maximum Gross Weight</b>	<b>Normal Capacity</b>	3,350 lbs.	1,519 kg.
<b>MD 530F Useful Load</b>	<b>Internal Load</b>	1,627 lbs.	738 kg.
<b>Main Fuel Tank</b>	<b>229 liter 60.5 gal Full (Jet A)</b>	447 lbs.	203 kg.
<b>Rolls-Royce Model 250 IV-C30 Gas Turbine</b>	<b>Rated Power</b>	650 shp	478 kW

For a full list of details visit: [mdhelicopters.com](http://mdhelicopters.com)



## **CUSTOMER SUPPORT & SERVICES**

Hundreds of law, military, private, and commercial customers around the world rely on MD aircraft for their superior reliability, low operating costs, ease of operation, and durability. Our extensive experience supporting a global fleet with OEM-quality parts and expert technical advice ensures operators maintain the highest levels of operational readiness.

## **CERTIFICATION**

MD 530F is the commercial designation for the model 369FF helicopter, currently in production for numerous commercial and military customers. The MD 530F (369FF) is certified by the United States Federal Aviation Administration (FAA) Code of Federal Regulations (CFR) Title 14, Part 27 under Type Certificate number H3WE with attendant Type Certificate Data Sheet.

**YOUR TRUSTED PARTNER**  
***NO MATTER THE MISSION***

**MD**  
HELICOPTERS™

**MDHELICOPTERS.COM**

4555 East McDowell Road | Mesa, Arizona 85215 USA  
P 1.480.346.6300 | Toll Free 1.800.388.3378